

GIL C. QUINIONES

President & Chief Executive Officer

New York Power Authority

123 Main Street, White Plains, NY 10601

(914) 681-6621 | gil.quiniones@nypa.gov | Twitter @GQenergy

www.nypa.gov

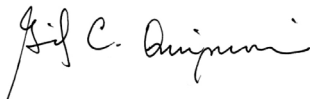
Dear Governor Cuomo:

I am extremely pleased to present the fourth annual Progress Report on BuildSmart NY, your strategic initiative to accelerate energy-related investments in New York State facilities and achieve a 20 percent reduction of energy use in State facilities by 2020. The enclosed Progress Report satisfies the annual reporting directive contained within Executive Order 88 and is also designed to inform New York's citizens and the general public on the progress of BuildSmart NY.

We have collected results through State Fiscal Year 2015-16, which indicate that the State has reduced its source Energy Use Intensity by **8.8 percent** since State Fiscal Year 2010-11, the baseline year. Since then, BuildSmart NY has generated an estimated **\$131 million** in avoided energy costs and **454 thousand tons** of avoided greenhouse gas emissions. This report highlights the energy efficiency accomplishments of State-owned buildings over the last year and cites the efforts made by leading agencies throughout the State.

As we build on the success of BuildSmart NY, 2017 looks to be a critical year for New York's energy future. NYPA will continue to help lead New York's clean energy transformation through BuildSmart NY and other related initiatives. Our New York Energy Manager platform will continue to propel the goals of the Reforming the Energy Vision (REV) initiative, by optimizing facility energy usage and creating an informational hub for software providers to bring innovative products to market.

Our organization is grateful for the privilege of presenting this Progress Report, and we are honored to serve as the coordinator of this important undertaking as we build on our 2016 momentum for even greater energy efficiency and renewable energy results in 2017.



GIL C. QUINIONES

President & Chief Executive Officer

EO88 2016 ANNUAL REPORT

EXECUTIVE SUMMARY



**BuildSmart
NY**

EO88 BACKGROUND

Executive Order 88 (EO88) sets a nationwide precedent for energy efficiency by mandating a 20% reduction in energy use intensity (EUI) at State facilities by 2020.

EO88 designates the New York Power Authority (NYPA) as the administrator of BuildSmart NY, an initiative created to help State facilities satisfy the Order's requirements. BuildSmart NY actively champions EUI reduction strategies and reports progress towards EO88 goals.

2016 ACCOMPLISHMENTS

AGGREGATE PROGRESS SINCE THE BASELINE YEAR (2010-11)

8.8%
REDUCTION
IN SOURCE EUI

\$131 MILLION
AVOIDED COSTS

454K TONS
AVOIDED GREENHOUSE
GAS EMISSIONS



ENERGY USE REDUCTION:

State facilities have reduced source Energy Use Intensity (EUI) by **8.8%** since the baseline year (State Fiscal Year 2010-11). These improvements have resulted in an estimated **\$36 million** in avoided costs and **232 thousand tons** of avoided greenhouse gas emissions in 2016 alone.



ENERGY AUDITING:

State Agencies have gone above and beyond the energy auditing requirement by **completing all audits** required by EO88, as well as several additional studies, marking a significant accomplishment in meeting the Order's goals.



SUBMETERING:

Approximately **82%** of identified State buildings are now submetered. Progress towards electric submetering has been even greater, with approximately **90%** of all identified buildings metered for electricity.



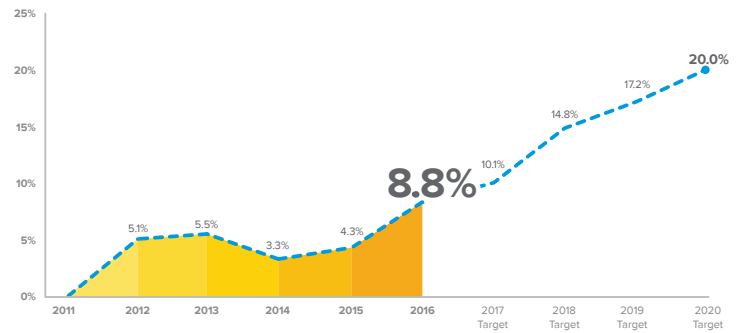
OPERATIONS & MAINTENANCE:

The Operations & Maintenance Acceleration Program (OMAP) Grant Competition was hugely successful in its first year. 44 projects were awarded grant funding totaling nearly **\$7 million**, and generating an estimated **1%** source EUI reduction for the State.

SUMMARY OF ENERGY USE REDUCTION

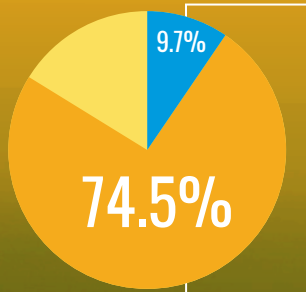
Since the baseline year, State facilities have decreased their source EUI by **8.8%**. This significant improvement represents strong progress toward the Order's 20% reduction goal and demonstrates State Agencies' continued efforts toward building a better New York.

STATEWIDE SOURCE EUI REDUCTION



SOURCE EUI REDUCTION BY AGENCY

TOP PERFORMERS IMPACT ON TOTAL EUI REDUCTION



Office of Children and Family Services
Division of Military and Naval Affairs
Office of Alcoholism and Substance Abuse Services
Department of Transportation
Niagara Frontier Transportation Authority

TOP 5 PERFORMERS UNDER 2MM sqft



Metropolitan Transportation Authority
Office for People with Developmental Disabilities
New York City Convention Center Operating Corporation
Office of Mental Health
State University of New York

TOP 5 PERFORMERS OVER 2MM sqft



United Nations Development Corporation	13.8%
New York Power Authority	13.3%
New York State Energy Research and Development Authority	12.3%
DASNY	10.3%
Office of Parks, Recreation and Historic Preservation	10.1%
Division of State Police	8.9%
Department of Labor	6.7%
City University of New York	6.3%
Department of Health	5.6%
Office of General Services	4.6%
New York State Insurance Fund	4.5%
Department of Agriculture and Markets	1.8%
Department of Corrections and Community Supervision	0.8%
Department of Environmental Conservation	0.1%
Thruway Authority and Canal Corporation	-3.6%
Olympic Regional Development Authority	-8.6%
Roosevelt Island Operating Corporation	-11.4%

REMAINING AGENCIES IMPACT ON TOTAL EUI REDUCTION

